

# The Sewing Notion

Oklahoma City, OK Chapter of the American Sewing Guild

Advancing sewing as an art and life skill.



## *A Letter from your President - Kerry McNutt*

Although I love summer weather, I really love sewing for fall. As many of you know, I am a jacket junkie- I can always use another one! With my new Fit for Art Pattern, I am so excited to make several from the ever growing stash in my sewing room. With the 2nd one finished and worn to the October meeting, I hope to make one a month to explore the versatility of using the same pattern in many different ways!

I had the privilege of attending the National ASG Conference in Houston in August. As President, we had a leadership day before the conference started. Exciting news to report that the national organization is in good shape financially as well as maintaining a membership when so many non-profit organizations are losing their members. Obviously we have to address the need for new and younger members as our population ages. ASG is introducing a new program called TAG Teach Another Generation. We will offer a reduced membership for those aged 17-22 to join for \$25.00 annually. More information will be revealed regarding this new level of membership as the entire ASG national website is being overhauled so members have more and easier access to the ASG information. Headquarters is hoping this is complete by the 1st of November. Elsewhere in the newsletter you can see a conference report.

In September, our program was on Aprons, but the real treat was seeing all the aprons the members brought to share from their collection. Aprons from mothers and grandmothers. Aprons from other parts of the world. Aprons from other garments. Aprons from every type of pattern, design, fabric, and embellishment under the sun. I thought it was great fun to see all the different aprons that mean so much that you've kept them over the years. Thanks to all who attended the meeting and showed us your aprons.

October's program was on costumes. Thanks to those who came in costume, brought costumes and showed pictures of the ones they have made over the years. Many of you were brave to make your own mask! I hope you enjoyed it.

Just a reminder that the giant Garage Sale will be in November. It's a great time to clean out the sewing room and start that stack or pile of fabrics you want to donate for the sale. You need to make room for more, AND there will be a program with a contest in January for "SOMETHING you made from the garage sale purchase!

Keep sewing, keep creating, and stay involved. See you at the next meeting! If the website is up and running I'll make a short presentation on how to navigate through it while the CAB is arranging the garage sale items for our shopping enjoyment.

Kerry

### What's inside?

Letter from the President .....	1
CAB Members .....	2
Meeting Location and Dates .....	2
Highlights from Kerry's ASG classes .....	3-4
State Fair Report .....	5
Blanket Report .....	5
The Power of Ten .....	6
Neighborhood Groups .....	7
Sewing Retreat .....	8
Upcoming Meetings Topics .....	9
Fall Notions and Special Offers .....	10
Classified Ads .....	10
Officers Re-Election Ballot .....	11
Membership Renewal Notice .....	12
Membership Application .....	13
Retailer Discounts .....	14
General Info .....	15

## Chapter Advisory Board

### **President, Kerry McNutt**

405-751-8615  
klgmcnutt@att.net

### **1st Vice President, Brenda Fonzi**

bgrfonzi@swbell.net  
Home: 692-0200 Cell: 627-7556

### **2nd Vice President, Jana Burgess**

jana.burgess@gmail.com  
Home: 691-6921 Cell: 226-4105

### **Secretary, Dorothy Niles**

405-286-4744  
dgniles@cox.net

### **Treasurer, Rustyne Harris**

405-745-3065 cell 405-570-5099  
rhdesignsokc@cox.net

### **Special Events and Education**

#### **Irene Morgan**

405-324-0965  
imorgan@coxinet.net

#### **Karla MacSwain**

789-3594  
okietatter@yahoo.com

#### **Newsletter Editor**

##### **Martha Sheriff**

405-206-4574  
marthasheriff@cox.net

#### **Membership**

##### **Jane Brown**

(405) 470-3855  
rbrown27@cox.net

### **Service Project Chairman,**

#### **Jacquelyn Snider-Powell**

Home: 405-354-3331 Cell: 405-824-3510  
sewinjac@yahoo.com

### **Retail Liaison, Linda Linn**

405-769-4694  
hoofbeat@cox.net

### **Member-at-large, Vaughn Cille Weidner**

405-354-1603  
vweidner@cox.net

## Meeting Location

2nd Monday of each month

6:30 pm

St. John's United Methodist Church  
1755 N Meridian Ave, Oklahoma City

Go into the main door on the North side and go down the hallway until you get to the gymnasium on the right.

Meetings for the next few months:

November- Garage Sale- bring the donations and we will have the table set up for shopping.

December- Holiday Dinner- the CAB will furnish the meat for the dinner. Plan on a side dish or dessert to share with the group. Plates, flatware and drinks will be provided.

January- Garage Sale project. Plan to show us what you've made with something you purchased at the sale in November, or a previous ASG or otherwise garage sale.



## WELCOME NEW MEMBERS

ROSEMARY GRIFFIS  
JANET ENGSTRAND  
KAREN ROSE  
MARY NEWTON

# HIGHLIGHTS FROM KERRY'S ASG CONFERENCE CLASSES

The Hilton Americas Hotel in downtown Houston was the destination of this years' conference. It was a great facility, with easy to reach seminar rooms, great meals and quiet sleeping rooms. Once again to defray expenses I shared a room with Rita Riskedahl from the Central Iowa chapter. We met three years ago in Atlanta as Chapter President representatives needing a roommate and became fast friends. I think it was extremely hot outside, but honestly with all the fabric, notions, patterns and ideas, I saw no reason to go OUT!

My first class was on "Line and Design" where LoriAnne Reeve talked about how to adjust patterns to fit. She talked about patterns being one dimension, where our bodies are so many different sizes, shapes and dimensions, that fit and drape need to come from the 'largest' part of your body- then you adjust accordingly, taking in, rather than trying to let things out because that affects the way a garment hangs.

Next was Sewing Crinkles and Gauzes with Linda Lee. She talked about using a smaller needle and using polyester thread because it has a slight stretch and will keep seams from popping. Important to cut things out in a single layer as the fabric slips, slides, and may even have better luck cutting with a rotary cutter.

On Friday afternoon was Jackets from One Pattern with Rae Cumbie. This was the Fit for Art pattern I purchased and had custom fitted to me. It's a zip to sew up and she had about 40 jackets that were all made from the same mas-

ter pattern fitted to her. The jackets could get through every season due to different fabrics, sleeve variation. I am hoping to make a jacket a month! We'll see!!

Friday night was the style show. My friend Rita and I modeled two garments we had made. Peggy Sagers did an outstanding job of narrating about 140 models in garments that ranged from traditional to trendy, sophisticated to OUT THERE. Rita and I had purchased the same fabrics on the fabric tour last year in LA. We made two completely different garments to show how fabric is just a pallet for design and how you can sew it up in a variety of ways.

It was great fun to hear all the comments and compliments on what different things we had done with the fabric.

On Saturday, I took the Rags to Bags

class taught by Barb Callahan. It was teaching you to repurpose garments by using cut up sweaters, knit shirts and neckties to make a trendy shoulder bag. Although I wasn't wild about my color combinations, the technique to make it on the serger by serging the seams to

(continued on Page 4)



(continued from Page 3)

the outside was different and really got you out of your comfort zone.

Next class was on Designer T-shirt necklines taught by t-shirt guru Emma Seabrooke. She walked around the room looking at each of us and told us what size pattern to draft to make the shirt to fit. She stated that most all American women are either a 10, 12, or 14 at the shoulder- it's just the rest of us that are such different sizes. T-shirts should fit at the shoulders, but



many of us buy to fit the bust or the mid- section and then they are too big across the neckline.

On Sunday, my first class was the Silk Dupioni Table runner by Katrina Walker. She has a great speedy way of making flat fell seams and I'll be sharing that one with you in the future. Clover has a fabric folding pen available that allows you to mark your fabric and fold it. It will temporarily hold until you can get to the iron to press it in place. Pretty cool little gadget!

My last class was on Sewing with Silk with Kandi Christian. She said you should not sew silk with silk thread for a garment. It is too strong and will tear the fabric. Sew with poly thread so those stitches will have some give. Also, if you plan to wash the garment, BE SURE to wash the silk before making it up. I did buy a gorgeous piece of Burma Silk from a vendor, so I am excited about getting to that garment in the coming month or two. If you are sewing with silk, to MAKE SURE you sew with a new needle 70/10.

I was quite conservative this year and did not have to ship anything home. However, I still have enough fabric from last year's haul that I just need to sit and sew for several weekends to get my wardrobe updated. My wish is for each of you to plan to attend a National Convention. This was my 5th and they are so inspirational. You not only meet new people, but you are surrounded by 700 people who are as passionate about advancing the art of sewing as you would ever meet. You notice is did not say ladies, because there were more men at this conference. I sat by a gentleman in the leadership meeting from the Olympia, Washington chapter. He is President of their chapter and has been quite involved over the years in costumes and he and his wife make corsets. He said that he had sewn garments for many years and now long arm quilts.

Next years' conference will be in Washington, DC August 2-4, 2013.



## Community Service Project Update

The chapters across the country rose to the cause and made over 8,357 blankets and donated to local charities this past year.

The Bethel Foundation is our charity of choice in Oklahoma City and as the cooler weather approaches, the need is still great. Continue to make blankets for them and Jacquelyn Powell will make sure they are delivered to the site. Although their focus is on helping mothers with newborns, many of the single mothers also have other children, so blankets for all ages are used.

The blankets are designed to be 45" square and from any fabric as long as it is washable. Single thickness hemmed for warmer weather, but if you have some fleece, or heavier flannels for the cooler weather, that is fine too. They were not asking for quilts, but for blankets. Bring any finished blankets to the next meeting and Jacquelyn Powell will make sure they get to the Bethel Foundation. Make sure to keep track of your hours as we report that to the National HQ.

**OKC CHAPTER NAME TAGS ARE AVAILABLE FOR \$5.00.**

**CONTACT ELEANOR TODD FULLER AT 405-350-3330 IF YOU WOULD LIKE ONE.**

Meeting information from the last couple of months. See what you're missing?

Our September meeting was all about costumes. What fun we had! Not only did we see some very interesting costumes, we also got to make a mask. Some very fun costumes and a great time.

In August our meeting was all about aprons. Many of our members brought family heirlooms from their mothers and grandmothers with lots of great stories. Some brought new additions to their collection too. Great program and lots of ideas.



## STATE FAIR

We had a great time sewing at the State Fair on September 13. We made a lot of stockings for UR Special and we got to talk to a lot of people about the art and skill of sewing. If you've never done this activity before, make a point to try to join us next year. It's a fun time to get to know some of your fellow members while having fun sewing for a good cause.

# THE POWER OF TEN

Judy Hall, Texas Quiltworks

The "Power of 10" in quilting is not some higher mathematical formula that quilters all need to learn to make a quilt. It is a simple way to complete those projects we want to finish before we buy anymore fabric.

First, simply find the projects that you are no longer interested in completing and pass them on to someone who would love it as much as you once did.

Second, list "10" projects that you would like to complete. Now remember "Only 10" projects are to be on the list.

Third, begin working on the projects on the list and spend three hours toward completing it.

Fourth, keep a list of projects and the hours worked.

Fifth, once three hours are spent on a project move to the next. A quilter's interest wanes and is usually spent after three hours. Now if a project requires two to four hours it doesn't matter. Simply finish the project. Feel good about finishing it.

Sixth, find another project and add it to the list. Remember, only Ten Projects are your focus.

Seventh, continue to rotate the projects you are working on.

Eighth step is to list the supplies needed to finish your projects.

Ninth would be to shop at Texas Quiltworks (or your local quilt shop) for items to finish your projects. Local quilt shops need your support more than ever in today's economy.

...and Tenth, the 'Power of Ten' becomes reality when you are able to share your project. Be sure to share your quilt at guild meetings, quilt shops, family and friends. Remember by showing your finished project you are inspiring someone else to finish a project.

We will continue our monthly meetings at St. John's for 2013. Please remember they have a ministry through their food pantry. Non-perishable items are needed to fill pantry. Please remember your donations! Drop them off in the large boxes in the hallway on your way into the meeting.

# Neighborhood Groups

Neighborhood Groups are small, personal, and fun. This is a wonderful place to meet new friends who enjoy what you like most – sewing. All ASG members are encouraged to attend a group and may participate in as many as you wish. Find the one that fits you best. If there is not a group in your neighborhood, start one! Bring a guest. Nonmembers wishing to learn more about ASG may visit two group meetings before being asked to join our Chapter. Contacts are below.

## The Happy Sewers

The Happy Sewers meet on the 4th Friday of each month from 10:00 am to about Noon. Members rotate hosting the meeting and providing snacks. We are a social group and enjoy sharing and discussing our sewing projects. Once a year we take a road trip to a fabric shop in some nearby town and enjoy having a lunch adventure closeby.

Visitors and new members are welcome - just call for location and directions to the next meeting.  
2012 Coordinator - Jane Vaughan (942-0579)

## Southside Scissors Wizards

Southside Scissor Wizards neighborhood group have had a good summer. In Sept. we made 50 Christmas stockings and cut out 58 more which will be sewn at the State Fair sewing day. Everyone was cutting, ironing and sewing and of course lots of good talking. We have a very good group which meet the 1st Tues at 10:00AM of each month at B Sew Inn. Everyone is welcome to come join us. Each month we have a project of some kind. Sometimes we sew, sometimes it's just a demo and sometimes we even eat or go on a road trip.

Nov. 6 we will be doing some Christmas project or craft. Dec. will be our annual Christmas dinner.

If you would like to join us, please contact Pat Fritze @ 366-8296 or Jane Brown @ 470-3855.

## Sew Fine Sisters

Sew Fine Sisters meets the 3rd Saturday of each month from 1:00-4:00 at The Stitching Post Classroom. Call Rustyne Harris 405-745-3065 for more information on the location.

Are you missing the meetings? If you are, you are missing out on a lot of information and a lot of fun. It's a great time and fun to get to know your fellow members. Try to work it into your schedule. We'd love to see you at the next meeting!

Do you have a friend who sews or would like to learn how to sew? Invite them to the next meeting and maybe they'll want to join us. The more members we have, the more we can spread our love for the art and craft of sewing. Share the love!!

**SEWING RETREAT- THE MAY RETREAT IS SCHEDULED FOR  
ROMAN NOSE STATE PARK MAY 17-19, 2013.  
HERE'S SOME INSIGHT INTO WHAT IT'S LIKE TO PLAN ONE OF  
THOSE RETREATS!**

**Behind the Scenes of our OKC  
ASG Spring Retreats**

by Karla MacSwain

Planning for our spring ASG Sewing Retreat starts the day after the Sewing Retreat. The Retreat Committee talks about what went on at the retreat, what people liked, what they weren't thrilled about, etc. I write "Thank You" notes to the vendors that generously donated door prizes. Throughout the rest of the year we gather ideas, projects, magazine articles, we watch sewing and craft TV programs, cruise the internet, check out things that all of our ASG members bring to Show and Share, and anything else that we think could be used for the next retreat. By the end of the year, I always have folders in my computer and folders on my desk with a multitude of things for us to sort and choose from.

In January, we start to get serious about the retreat and start developing our list of ideas for the Goody Bags and their contents, projects to demo, name badges, and start contacting vendors for donated door prizes. We make up samples and either tweak them or reject them. We've made things in the past that we swear we will never do again because of the time that some projects take, like the Goody Bags from 2011 - oh, everyone loved the bags but whew, a lot of blood, sweat and tears went into them! The committee is a frugal bunch and we do our best to keep our

costs to a minimum, so we all dive into our stash of fabrics and craft supplies for our creations and for the projects that we demo at the retreats.

As the retreat nears, we step up to a higher gear working on our individual assignments. We get together at least one Saturday of sewing, crafting, stuffing goody bags, packaging up project kits, etc. About a week before the retreat, we step up to panic mode - and I don't even want to tell you what goes on that week!

This past spring retreat, we loosened our zipped lips and requested some help on some of our projects. Our volunteers did a beautiful job on the items that they made, but they only knew about those specific projects. We are a secretive bunch, because we want the retreat to be fun and have lots of surprises for everyone that attends. Even Kerry isn't informed about what we're doing until the first day of the retreat - and even then she only gets a really vague outline!!

I hope that everyone that attends the OKC ASG Spring Sewing Retreats has fun and appreciates all the hard work that goes on behind the scenes. If you have any ideas, suggestions, or would like to volunteer to help do something for next year's retreat, please don't hesitate to speak up!

Karla MacSwain  
Special Events



# UPCOMING MEETINGS FOR 2012 - 2013

November- Garage Sale- bring the donations and we will have the table set up for shopping.

December- Holiday Dinner- the CAB will be furnishing the meat for the dinner. Bring a side dish or dessert to share with the group. Plates, flatware and drinks will be provided.

January- Garage Sale project. Plan to show us what you've made with something you purchased at the sale in November, or a previous ASG or other garage sale.



## THE LINKS

<http://www.allfreeseewing.com/Miscellaneous-Projects/DIY-Ipod-Armband-Case/ml/1>

<http://www.favecrafts.com/Sewing/8-Free-Apron-Sewing-Patterns-eBook>

<http://www.favecrafts.com/Sewing/17-Vintage-Sewing-Patterns/ct/1>

[http://sew4home.com/projects/kitchen-linens/oh-baby-fabriccom-insulated-baby-bottle-carrier?utm\\_source=Sew4Home&utm\\_campaign=fd1eaca080-20121022eNewsletter10\\_21\\_2012&utm\\_medium=email](http://sew4home.com/projects/kitchen-linens/oh-baby-fabriccom-insulated-baby-bottle-carrier?utm_source=Sew4Home&utm_campaign=fd1eaca080-20121022eNewsletter10_21_2012&utm_medium=email)

<http://www.favecrafts.com/Green-Crafting/How-to-Make-a-Tee-Shirt-Fringe-Scarf/ml/1>

**Not receiving your Notions Magazine or Chapter Newsletter?  
Not receiving e-mails from Headquarters regarding on-line workshops or chapter monthly meeting notices?** You can go online to ASG.org and on the home page under Members Only you can change/list your current address and e-mail address. Need HELP ? Give me a telephone call, Jane Brown 405-470-3855 or e-mail [rbrown27@cox.net](mailto:rbrown27@cox.net) and I will check to see what we have on record for you.

## Fall Notions and Special Offers


The Fall 2012 issue of ASG Notions is in the mail and the online edition has been posted on the ASG Web site.

At the same time, a new list of more than 50 Special Offers from sponsors and advertisers in that issue has been posted in the Members Only section of the ASG Web site. In addition to many ongoing offers, you'll find 11 updated listings, plus 6 brand new offers.

Also look for this NEW Special Offer from a loyal Notions advertiser:

Quayside Publishing: 30% off plus free shipping on books from Creative Publishing, Quarry Books, Rockport Publishers, Voyageur Press, and more.

The complete list of Special Offers for Fall includes:

- 10-to-20% discounts from 18 popular pattern designers
  - 10-to-20% discounts from 10 fabric resources
  - Discounted admission to 8 sewing festivals and workshops.
- 

All of these Special Offers are available only to ASG members, and the details are only on the ASG Web site. To see details of all the offers, including coupon codes and expiration dates, visit the Special Offers page. To keep those offers handy for all your online shopping, bookmark that page, or just go to [www.asg.org](http://www.asg.org) and click on "Special Offers" in the left-hand column.

These offers will keep coming ONLY if you and other ASG members take advantage of them! So please visit the Special Offers page right now ... and whenever you want to save on sewing. It's just one more reason it really "pays" to be an ASG member!



# CLASSIFIED ADS

Antique Ohio Farmers Sewing Machine \$100 or best offer. Great condition, very ornate, manual and accessories included.

Contact Karen 405-315-5347

The next CAB meeting will be Monday, November 5, 2012 at Rustyne's office. Any member can attend the meeting but only the CAB members can vote. If you have something you'd like the CAB to discuss or address, please either let one of the CAB members know or attend the meeting. The meeting will begin at 6 p.m. Address is 13320 N. MacArthur.

# Ballot

Oklahoma City Chapter of the American Sewing Guild, Inc.

## Annual Election of Chapter Advisory Board Positions

November 12, 2012, 6:30 p.m., St. John's United Methodist Church,  
1755 N. Meridian, Oklahoma City, OK

### Officers for the 2013 term

Jane Brown and the nominating committee has presented the following slate of officers for the 2013 term. We will vote at the November meeting, but in case you cannot attend, you can mail your ballot to Jane for it to be counted.

President:

**Kerry McNutt**

☐

First Vice President:

**Brenda Fonzi**

☐

Second Vice President:

**Jana Burgess**

☐

Secretary:

**Carmen Morales**

☐

Treasurer:

**Rustyne Harris**

☐


If you cannot attend the November meeting for the election, mail the proxy ballot by November 1st to:

Jane Brown  
7405 N.W. 112th  
Oklahoma City, OK 73162

## Membership Renewal Notice

If you received your renewal notice in the mail and have not yet sent it in, please don't forget to do so right away or renew on-line so that you will not miss out on any membership benefits!!

Did you know you can renew your membership on line? To do so go to the [www.asg.org](http://www.asg.org) click on "Membership" at the top left, scroll down to "Renew Member." Under "Choose a Chapter" enter "Oklahoma City"; Enter your Member ID# and click "Renew". You can pay with a credit card.



### DID YOU KNOW??????????????

If you access Amazon.com from the national asg.org website that a portion of anything you purchase on Amazon goes back to ASG? It's not back to the local chapters, but back to the National organization. Many sites are offering this service. This was mentioned at the national meeting and I thought it was worth mentioned to you. On the right hand side of the home page, you will see the link to Amazon.

## Active Links

If you are getting this newsletter in the mail, you are missing a very valuable part of the newsletter. The links are clickable if you get it through email or read it online. No typing in the URL, just click it and it will open the page for you. Doesn't get much easier than that! It also works for email addresses. If you want to email someone who has an email in the newsletter, just click on it. Your email will open a new email already addressed for you. No typing in the address and getting it wrong! Life is good!

Also, if you are receiving the emailed version as well as the mailed version, let us know if we can take your name off the mailing list.

If you know a friend who has a sewing interest, encourage them to join us. We have business size cards with our meeting location and time to share. It makes it easy to give out the information. Check with Jane Brown or pick some up at the next meeting when you sign in.

## Membership Information

Currently, we have 110 members in our chapter. That number changes as memberships are renewed on an annual basis throughout the calendar year. We love visitors to check out our meetings, however, we must limit the number of times a visitor can attend before they join. The first meeting is free to attend, but after the 2nd, we ask that you join our chapter. Dues are \$50.00 for the first year, and \$45 for renewals. Your dues can be quickly recouped if you take advantage of all the savings and discounts posted on the national ASG website, as well as the % off many retailers.



## Membership Benefits

- Local Neighborhood Groups provide opportunities for sharing ideas and "hands-on" sewing experiences.
- Current information on sewing related events and sewing classes offered by local retailers.
- Chapter events presenting local and national speakers, fashion shows and workshops.
- Annual National Convention featuring workshops and seminars taught by nationally recognized professionals, special events and administrative meetings.
- Local Publication, The Sewing Notion , bi-monthly. National Publication, Notions, quarterly.
- Discounts from local, independent retailers and national fabric store chains.
- Renewed enthusiasm for creative sewing.
- New product information from the sewing industry.

## Top 10 Reasons to Join

1. You love to sew and love to share your love of sewing.
2. You want to improve your sewing skills like others do their golf score.
3. You want to develop sewing friends; friends who speak your language -- know what a "stash" or a "wadder" is.
4. You need someone you can trust to take your measurements and not tell.
5. You want companions for road trips who experience the same "joy in the journey" of stopping at as many fabric stores as humanly possible in a given day.
6. You have uses for the money you will save utilizing ASG member discounts.
7. You could benefit from an appreciative audience for your sewing successes and helpful suggestions for your challenges ("How to save that disaster").
8. You want to attend a national conference where you can learn from the top national sewing instructors and eat lunch next to your favorite (sewing) TV personalities, give direct input to sewing industry representatives, shop an exhibit hall full of sewing products and experience unique tours with fellow sewing enthusiasts.
9. You believe that sewing is an art form as well as a valuable life skill.

And most important, 10. You make a difference!

## American Sewing Guild CHAPTER MEMBERSHIP FORM

Name \_\_\_\_\_  
 Address \_\_\_\_\_  
 City \_\_\_\_\_ State \_\_\_\_\_ Zip \_\_\_\_\_  
 Phone (\_\_\_\_) \_\_\_\_\_ Date \_\_\_\_\_  
 E-mail \_\_\_\_\_

Return to:

**The American Sewing Guild**  
 9660 Hillcroft, Suite 510, Houston, TX 77096  
 PH: (713) 729-3000 • FAX (713) 721-9230  
 Email: info@asg.org • Website: www.asg.org



(Please allow 4-6 weeks for processing)

☐ **New Chapter Member - \$50.00**

Chapter nearest you (City/State): \_\_\_\_\_

☐ **Renewal - \$45.00** (If received **before** expiration date)

☐ **Late Renewal - \$50.00** (If received **after** expiration date)

**How did you hear about ASG?**

☐ Online ☐ ASG Member ☐ Store ☐ Sewing Expo

☐ Magazine ☐ Other \_\_\_\_\_

☐ Check enclosed payable to:  
**"American Sewing Guild"**

☐ Please bill my **MasterCard / VISA** (Circle one)

Account Number \_\_\_\_\_

Expiration Date \_\_\_\_\_

Signature \_\_\_\_\_

## Discounts by our Local Retailers 10% Off All Items!



The Stitching Post Inc.  
5928 NW 16th OKC  
316 N Broadway Moore

Hancock Fabrics  
all locations  
(Non-sale merchandise  
only)

Sew N Sews  
Stillwater Store:  
217 S Perkins  
405-707-0700  
Monday – Saturday  
9:30 a.m. – 5:00 p.m.  
Oklahoma City Store:  
5127 N Portland  
405-942-2700  
Monday – Saturday  
10:00 a.m. – 6:00 p.m.

Bernina of OKC  
6817 N May Ave  
<http://www.berninaokc.com/>

Fun to Sew  
937 SW 25th, Suite F,  
Moore  
<http://www.funtosewok.com/>

Jo-Ann's  
all locations  
(requires card from Jo-Ann's)

Nancy's Notions  
[www.nancysnotions.com](http://www.nancysnotions.com)

B-Sew Inn  
Southern Hills Shop Center  
I-240 and Penn  
1624 Southwest 74th  
<http://www.bsewinn.com/>

Denton Sewing Center  
[www.dentonsewingcenter.com](http://www.dentonsewingcenter.com)  
Denton, TX

Sew Much More  
410 Chickasha Ave  
Chickasha, OK

Helen Enox  
1332 SW 59th St.  
Oklahoma City, OK

Be sure and support all our retailers! They all need our support to stay in business and offer the things we need to stock our sewing rooms. Be sure and thank them for supporting ASG when you are in their stores. Mention you're a member and show your membership card to receive your discount. Additionally, did you know that there are over 100 retailers that advertise in the 'Notions' publication?? Your ASG membership can really be a savings tool when shopping.

Check out all of the ASG member discounts at:  
<http://asg.org/members/specials.html>

## Advertising Rates & Deadlines

Our rates and ad sizes are as follows:


Business Card (3 1/2" x 2")	\$15.00
Quarter Page (3 1/2" x 5")	\$25.00
Half Page (3 1/2" x 10")	\$35.00
Half Page (7 1/2" x 5")	\$35.00
Full Page (7 1/2" x 10")	\$50.00

Classified Ads:

Members	\$2.00 + .10/word
Non-Members	\$5.00 + .10/word

Prices are costs per issue. A camera-ready ad is preferred. The Sewing Notion welcomes all ads but reserves the right to refuse any ad for any reason.

**AD DEADLINE FOR THE December 2012-February 2013 ISSUE IS December 10th**



**HAVE SOMETHING YOU WANT TO BUY OR SELL??**

Try our classified ads. They are a real bargain! See the rates listed above. Just compose your ad and get it to the Newsletter Editor by the deadline.

"Like" us on Facebook to keep up with the latest news and see what's going on at the meetings if you can't attend.

### NOTICE

This newsletter will always appear on our website for the Oklahoma City Chapter of the American Sewing Guild. Visit the site on a regular basis as the content changes often. Bookmark this web address in your Favorite Places to visit.

[www.okcasg.com](http://www.okcasg.com)

Have you visited the ASG website? At the bottom of the page is a "members only" listing. You will find a wealth of good information on this website.

[www.asg.org](http://www.asg.org)



Every effort has been made for accuracy in this newsletter, however, mistakes can be made. If any errors or omissions have occurred, we sincerely apologize for any inconvenience this may have caused.

The Sewing Notion  
American Sewing Guild  
OKC Chapter  
Kerry McNutt, President  
13204 Pinehurst Rd  
Oklahoma City, OK 73120-8518

